

▶▶ D1021系列直流滤波器



CE

特征

- ◆ 体积小、性价比高
- ◆ 较高的共模和差模抑制功能
- ◆ 适用于一般电磁防护现场

典型应用

- ◆ 消防报警设备
- ◆ 光伏产品
- ◆ 铁路自动化控制器

技术参数

额定电压	100VDC
工作频率	—
线-线耐压	200VDC
线-地耐压	500VDC
绝缘电阻	>100MΩ @100VDC
工作温升	<30℃@40℃
气候类别 (IEC 60068-1)	25/085/21

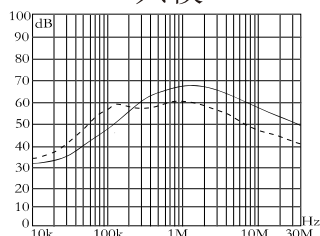
选型列表

产品型号	额定电流 (A)	泄露电流 (mA)	外壳	连接端子		电路原理图
				通用	可选	
DTD1021-1-W20-A45	1	<0.5	A45		—	
DTD1021-3-W20-B15	3	<0.5	B15		—	
DTD1021-6-W20-B15	6	<0.5	B15		—	
DTD1021-10-F8-D15	10	<0.5	D15		—	
DTD1021-20-M6-D25	20	<0.5	D25			
DTD1021-30-M6-D35	30	<0.5	D35		—	
DTD1021-50-M6-D45	50	<0.5	D45		—	

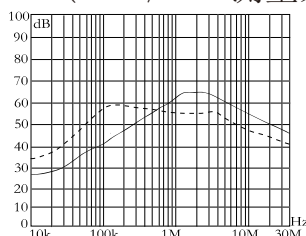
D1021系列直流滤波器

插入损耗

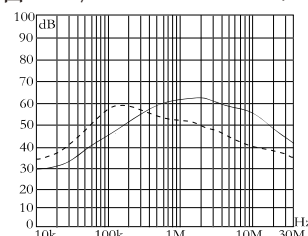
—— 共模 - - - - - 差模 (50 Ω / 50 Ω 测量系统 符合IEC/CISPR NO. 17)



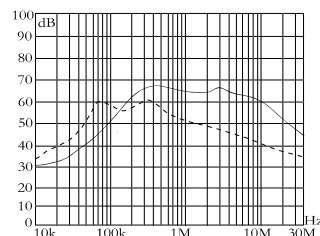
DTD1021-1-W20-A45



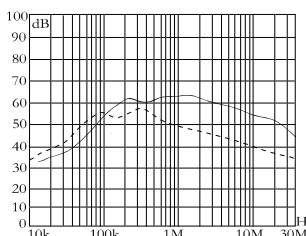
DTD1021-3-W20-B15



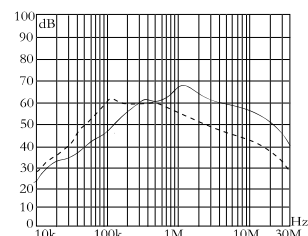
DTD1021-6-W20-B15



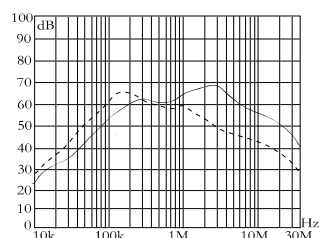
DTD1021-10-F8-D15



DTD1021-20-M6-D25

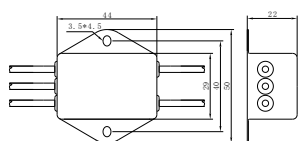


DTD1021-30-M6-D35

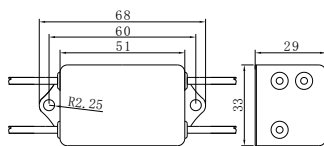


DTD1021-50-M6-D45

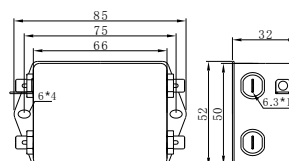
外形尺寸(mm)



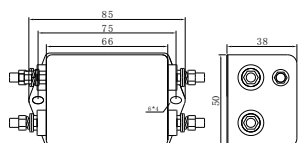
A45 (W20)



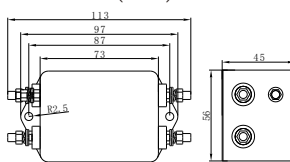
B15 (W20)



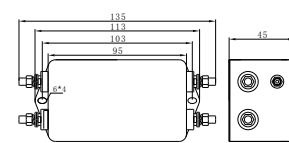
D15 (F8)



D25 (M6)



D35 (M6)



D45 (M6)